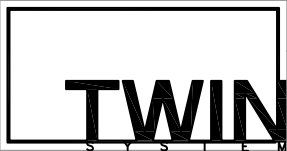


MODULI D'ORDINE



MODULO PF (Porta Finestra)
 DATA:
 RIFERIMENTO:

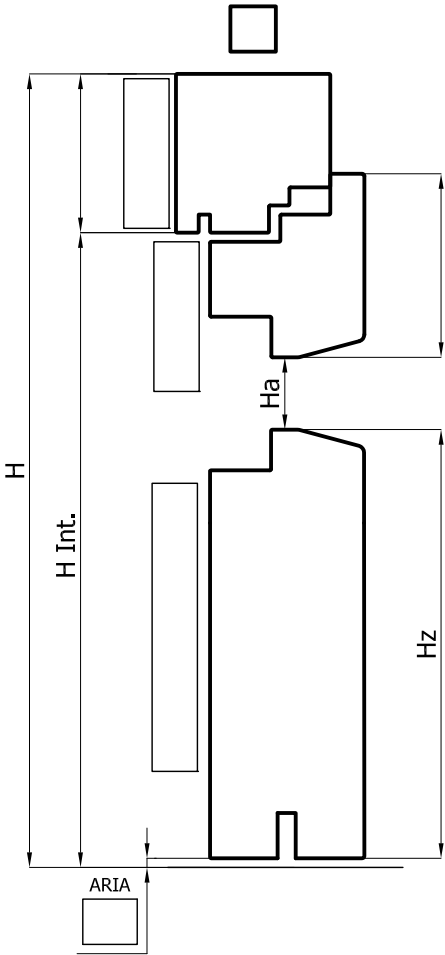
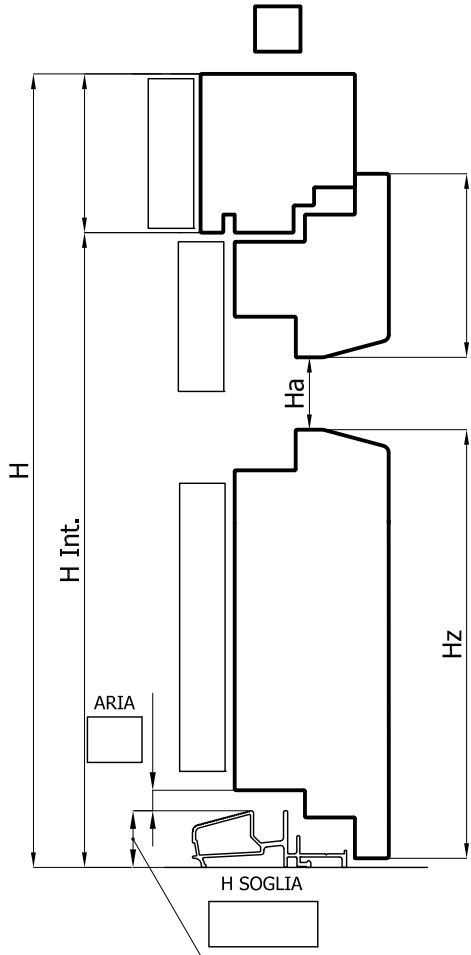
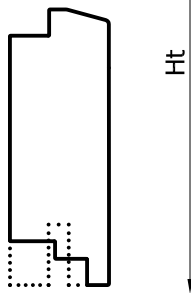
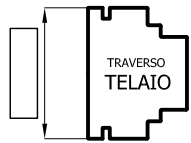
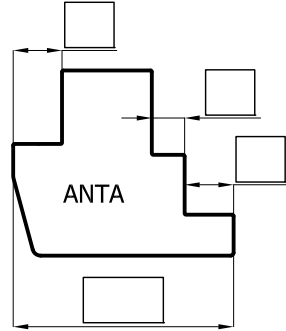
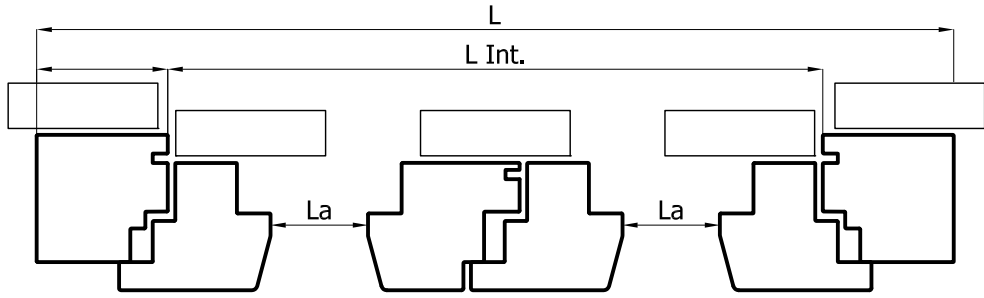
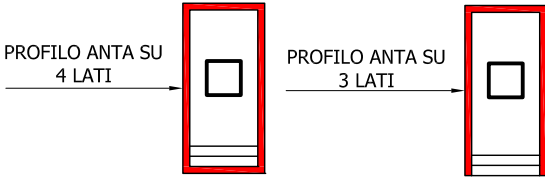
PREVENTIVO
 ORDINE
 SALDATO
 ASSEMBLATO

BARRARE LA CASELLA RELATIVA AL SISTEMA UTILIZZATO

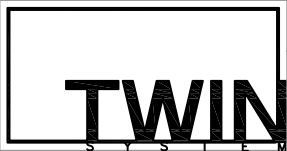
Dati o timbro cliente
 Ragione sociale:
 Tel. :
 Fax:
 Indirizzo:

FINITURA:

SISTEMA:
TWIN



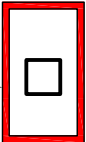
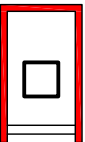
POS.	Q.TA'	L	H	L Int.	H Int.	ANTE	La	Ha	Hz	Ht	Note



MODULO FIX (Fisso)
 DATA:
 RIFERIMENTO:

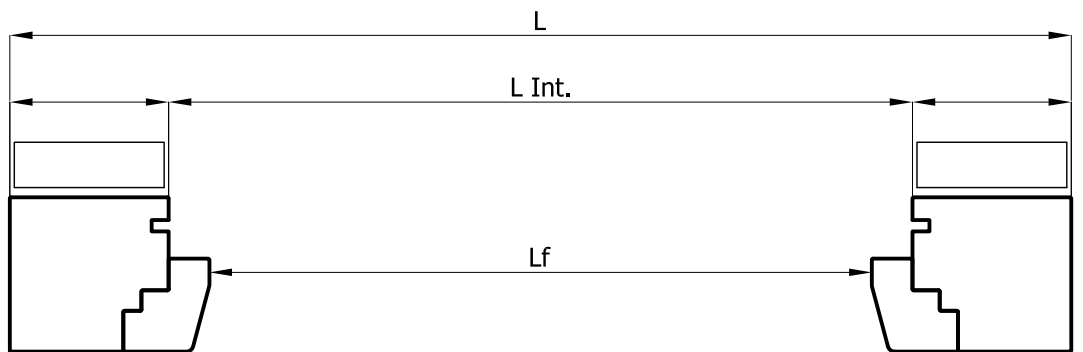
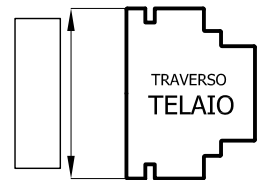
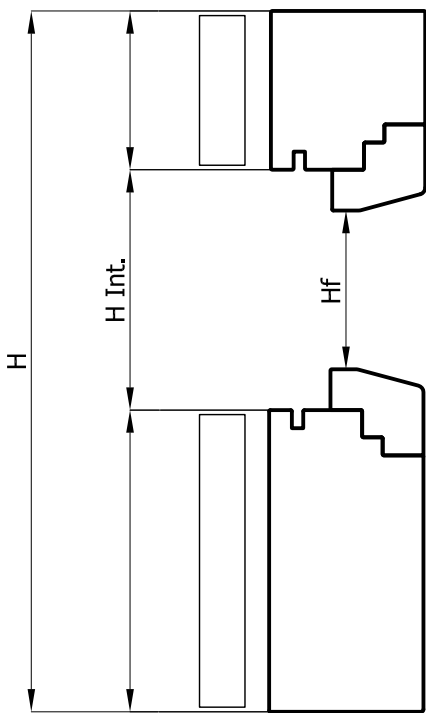
PREVENTIVO
 ORDINE
 SALDATO
 ASSEMBLATO
 FINITURA:

BARRARE LA CASELLA RELATIVA AL SISTEMA UTILIZZATO

PROFILO TELAIO SU 4 LATI  PROFILO TELAIO SU 3 LATI 

SISTEMA:
TWIN

Dati o timbro cliente
 Ragione sociale:
 Tel. :
 Fax:
 Indirizzo:



POS.	Q.TA'	L	H	L Int.	H Int.	Lf	Hf	Note

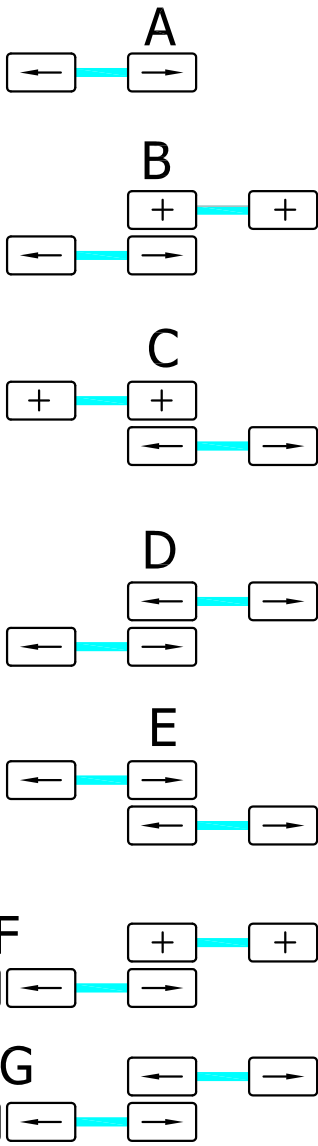


MODULO HS (Alzante Scorrevole)
 DATA:
 RIFERIMENTO:

PREVENTIVO
 ORDINE
 SALDATO
 ASSEMBLATO
 FINITURA:

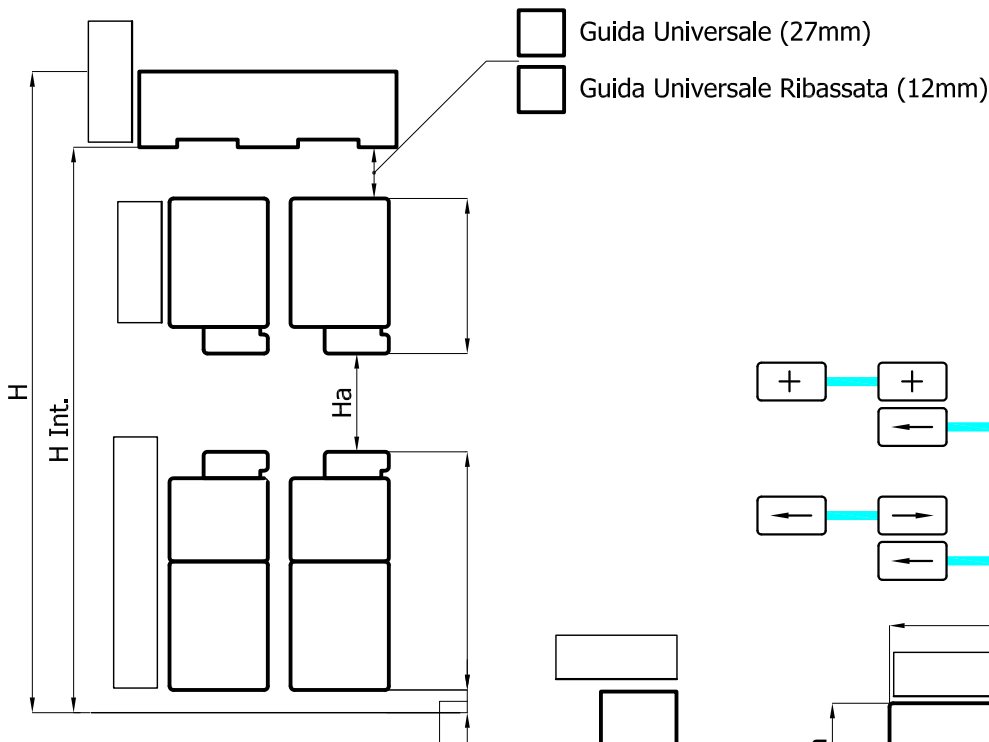
Dati o timbro cliente
 Ragione sociale:
 Tel. :
 Fax:
 Indirizzo:

TIPOLOGIE

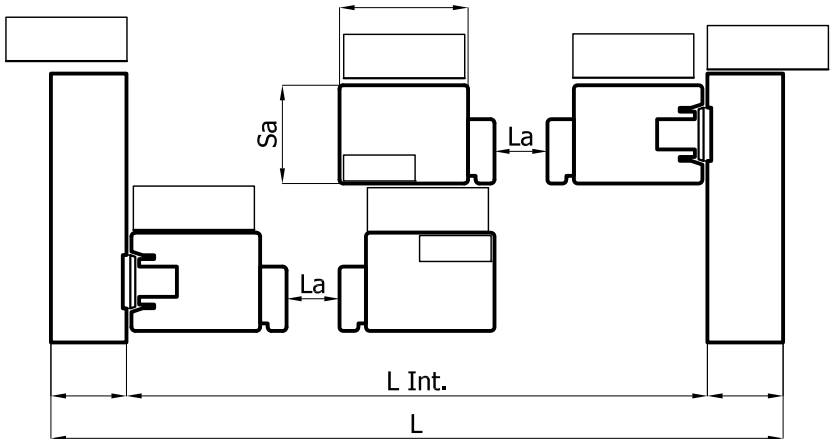


BARRARE LA CASELLA RELATIVA AL SISTEMA UTILIZZATO


SISTEMA:
TWIN



Binario Taglio Termico (10mm)
 Binario Basso (4mm)



POS.	Q.TA'	L	H	L Int.	H Int.	TIPO	La	Ha	Sa	Note



MODULO HS PERFORMANCE MAICO

DATA:

RIFERIMENTO:

Dati o timbro cliente

Ragione sociale:

Tel. :

Fax:

Indirizzo:

PREVENTIVO

ORDINE

SALDATO

ASSEMBLATO

FINITURA:

PER LA COSTRUZIONE DELLA PARTE LEGNO USARE SOLO ED ESCLUSIVAMENTE I NOSTRI DISEGNI TECNICI

FORMULA PER RICAVARE LA LARGHEZZA INTERNA DELL'ANTA

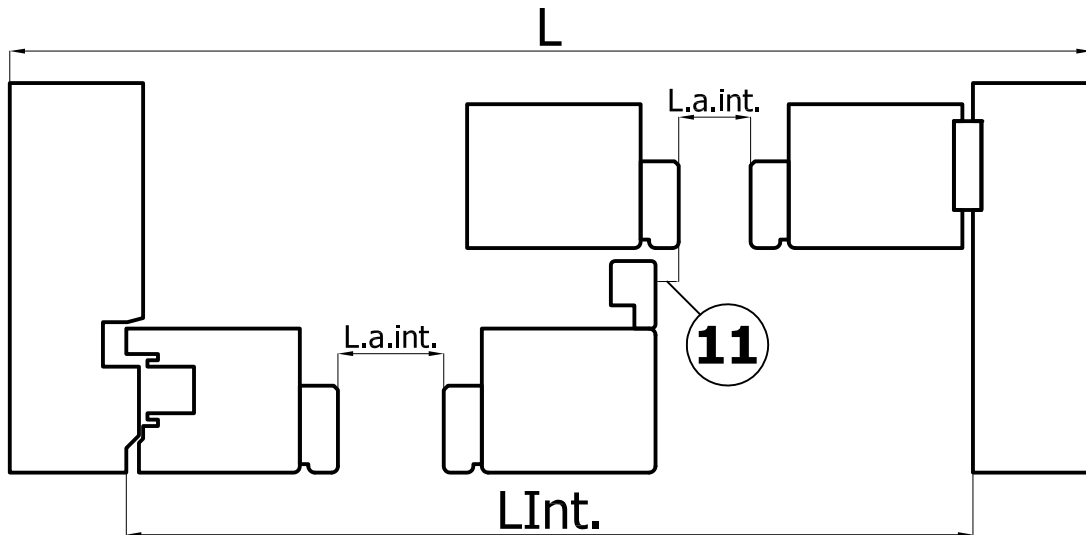
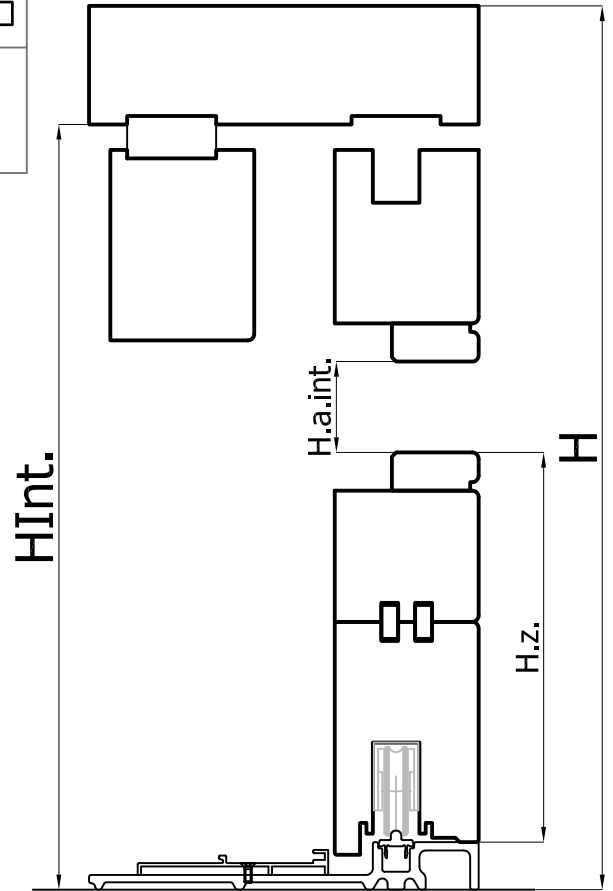
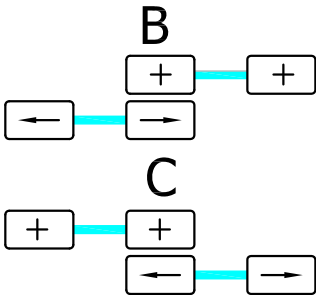
$$\frac{L \text{ Int.} - 200}{2} - 58$$

(Larghezza interna cassa - 200 mm diviso 2 - 58 mm)

FORMULA PER RICAVARE L'ALTEZZA INTERNA DELL'ANTA SENZA ZOCCOLO. PER OGNI ZOCCOLO AGGIUNTO TOGLIERE 90mm.

$$H \text{ Int.} - 234$$

TIPOLOGIE



POS.	Q.TA'	L	H	L Int.	H Int.	TIPOLOGIA	L.a.int.	H.a.int.	H.z.	Note



MODULO B (Bilico)
 DATA:
 RIFERIMENTO:

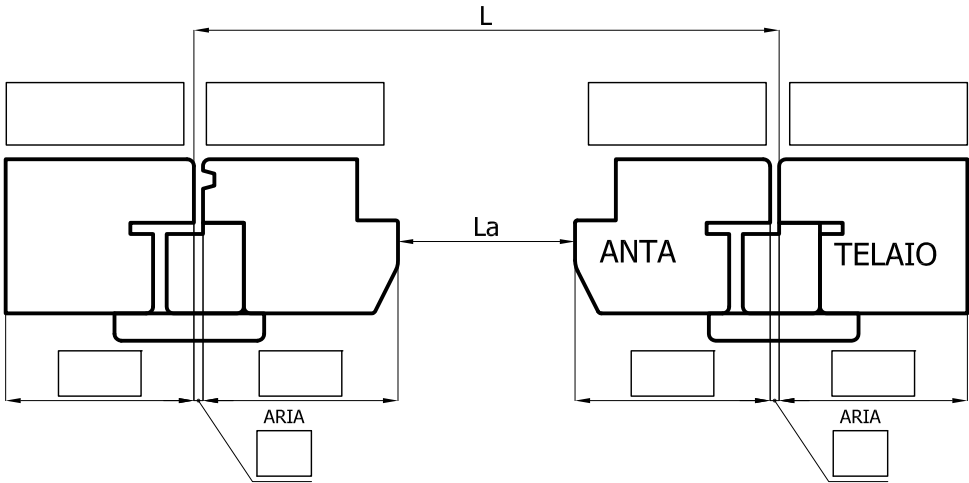
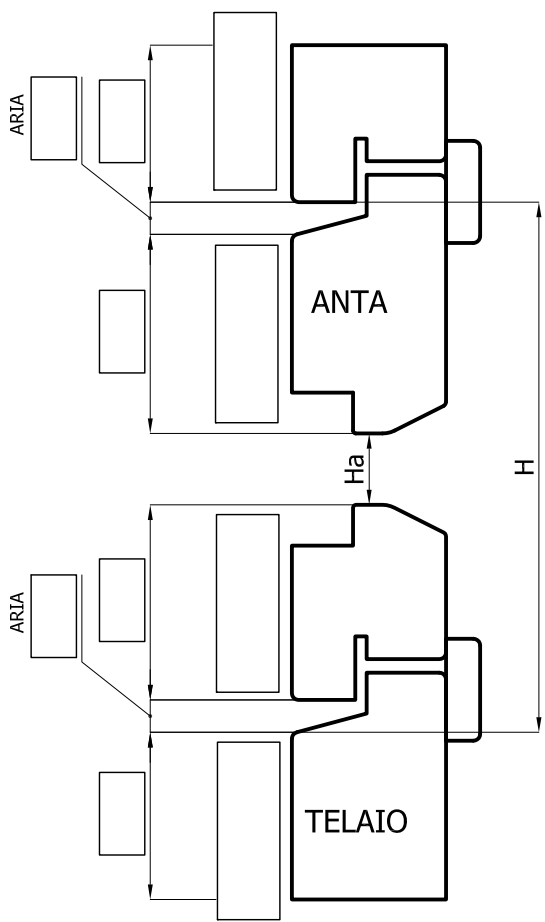
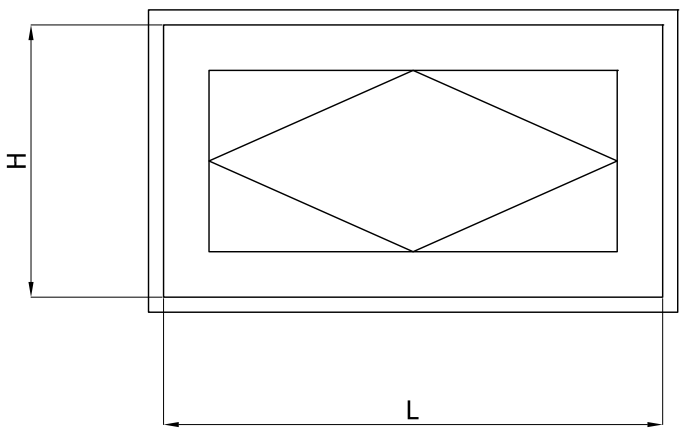
PREVENTIVO
 ORDINE
 SALDATO
 ASSEMBLATO
 FINITURA:

Dati o timbro cliente
 Ragione sociale:
 Tel. :
 Fax:
 Indirizzo:

BARRARE LA CASELLA RELATIVA ALLA TIPOLOGIA DI BILICO

- Bilico Orizzontale
- Bilico Verticale

SISTEMA:
TWIN



POS.	Q.TA'	L	H	La	Ha	Note

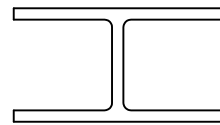


MODULO ZV (Zanzariera Verticale)
 DATA:
 RIFERIMENTO:

PREVENTIVO
 ORDINE
 FINITURA:

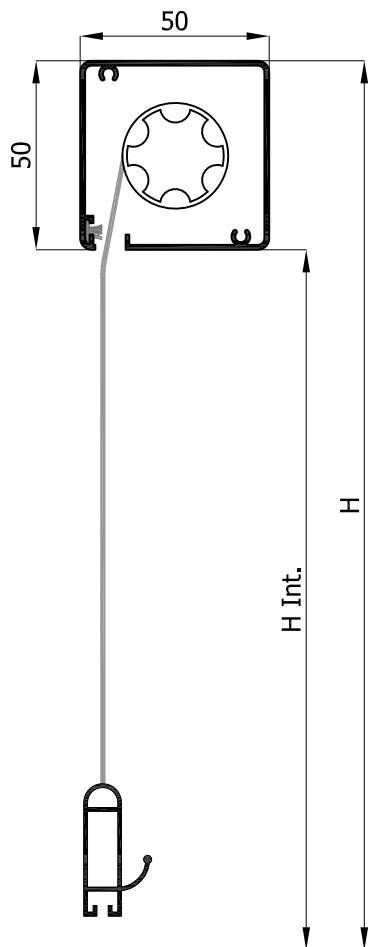
Dati o timbro cliente
 Ragione sociale:
 Tel. :
 Fax:
 Indirizzo:

Attacco
 Tipologia "H"

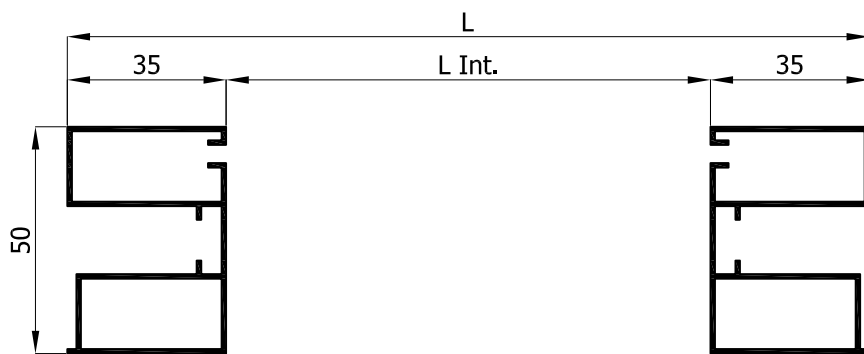
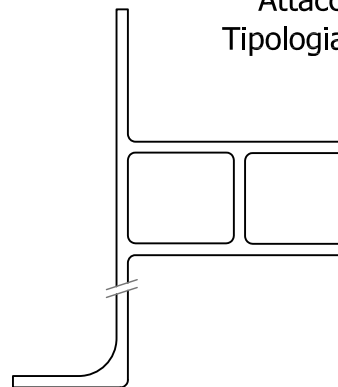


BARRARE LA CASELLA RELATIVA ALLA TIPOLOGIA DI ZANZARIERA VERTICALE

- Zanzariera a molla
- Zanzariera a catenella destra (vista interna)
- Zanzariera a catenella sinistra (vista interna)

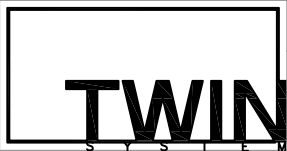


Attacco
 Tipologia "L"



Misure massime realizzabili Finestra: 2000 x 1500 mm Porta finestra: 1500 x 2500 mm

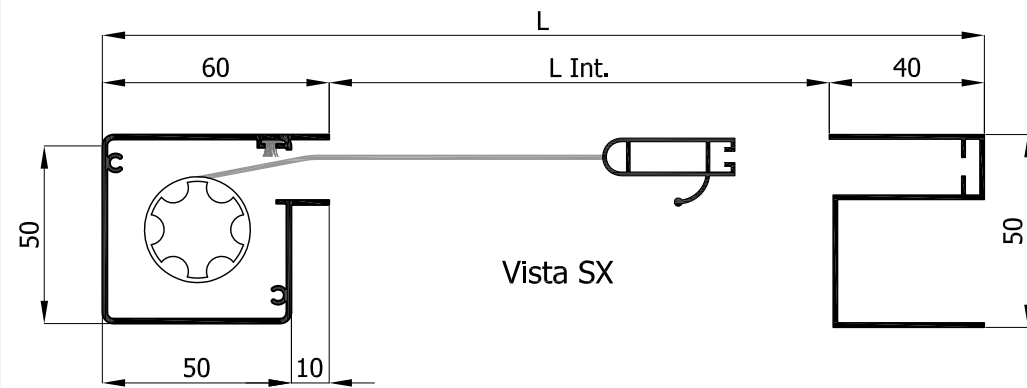
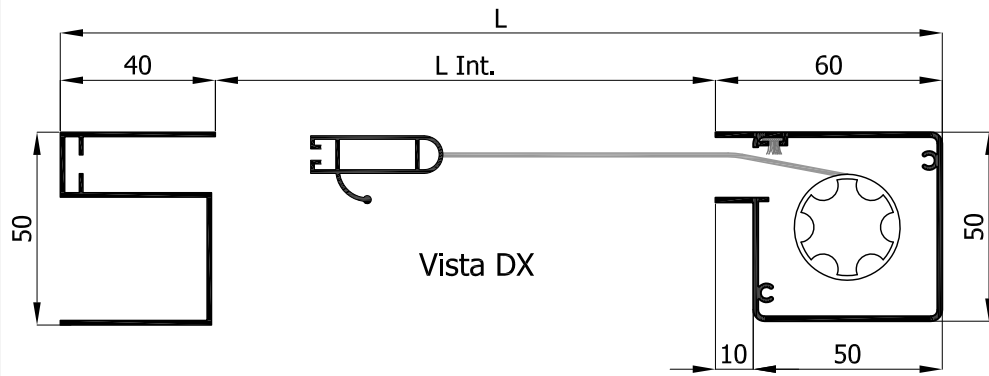
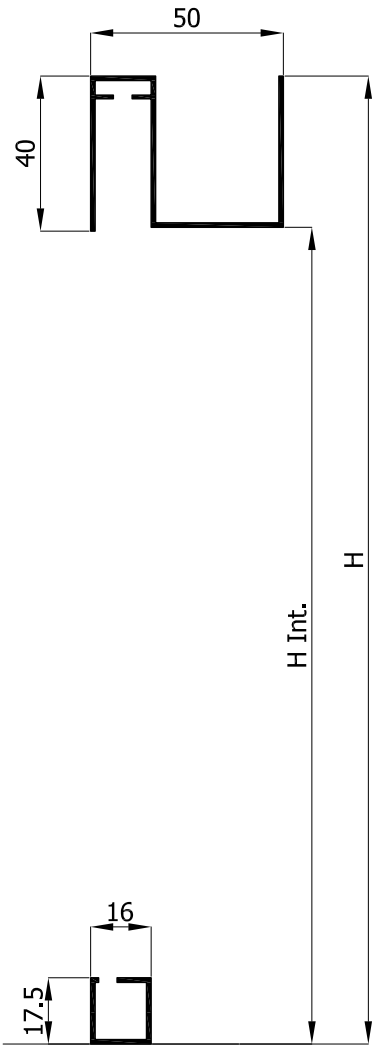
POS.	Q.TA'	L	H	L Int.	H Int.	Tipologia Attacco	Note



MODULO ZL (Zanzariera Laterale)
 DATA:
 RIFERIMENTO:

PREVENTIVO
 ORDINE
 FINITURA:

Dati o timbro cliente
 Ragione sociale:
 Tel. :
 Fax:
 Indirizzo:



Misure massime realizzabili: 2800 x 2500 mm

POS.	Q.TA'	L	H	L Int.	H Int.	Vista	Note

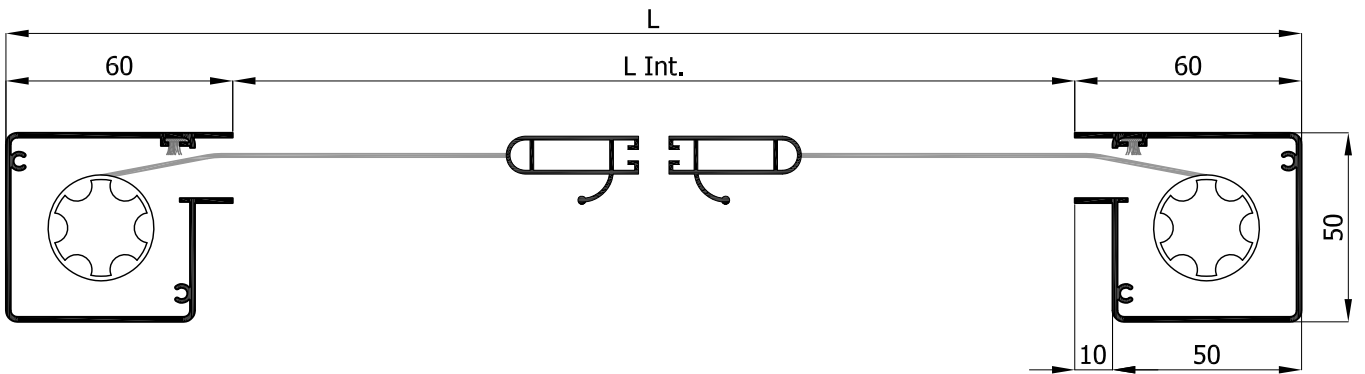
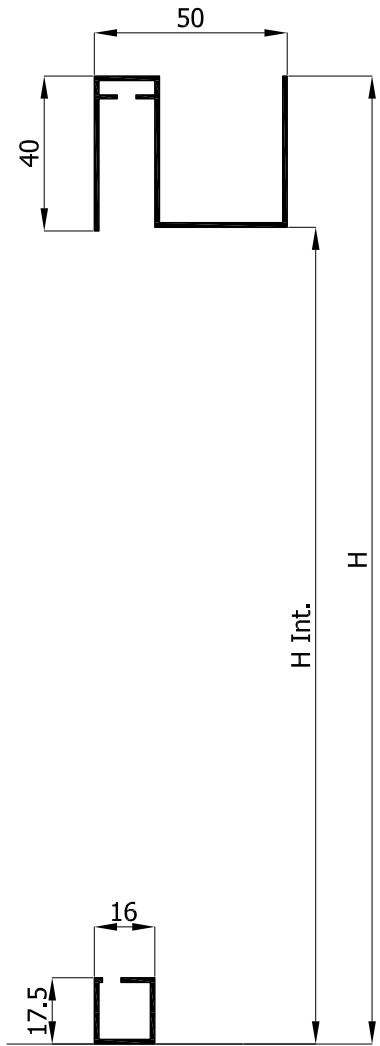


MODULO ZB (Zanzariera Bilaterale)
 DATA:
 RIFERIMENTO:

PREVENTIVO
 ORDINE

Dati o timbro cliente
 Ragione sociale:
 Tel. :
 Fax:
 Indirizzo:

FINITURA:



Misure massime realizzabili: 2800 x 2500 mm

POS.	Q.TA'	L	H	L Int.	H Int.	Note



MODULO ZLP (Laterale Plissettata)

PREVENTIVO

DATA:

RIFERIMENTO:

ORDINE

Dati o timbro cliente

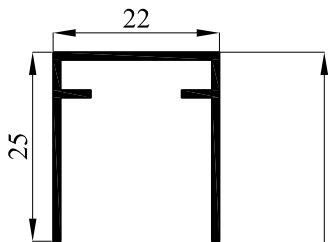
Ragione sociale:

Tel. :

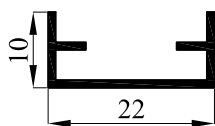
Fax:

Indirizzo:

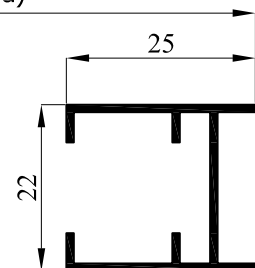
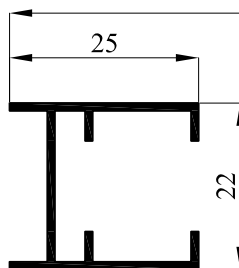
FINITURA:



H (misura effettiva zanzariera)



L (misura effettiva zanzariera)



Apertura massima realizzabile: 2000 mm

POS.	Q.TA'	L	H	Note

TWIN

MODULO YALE

DATA:

RIFERIMENTO:

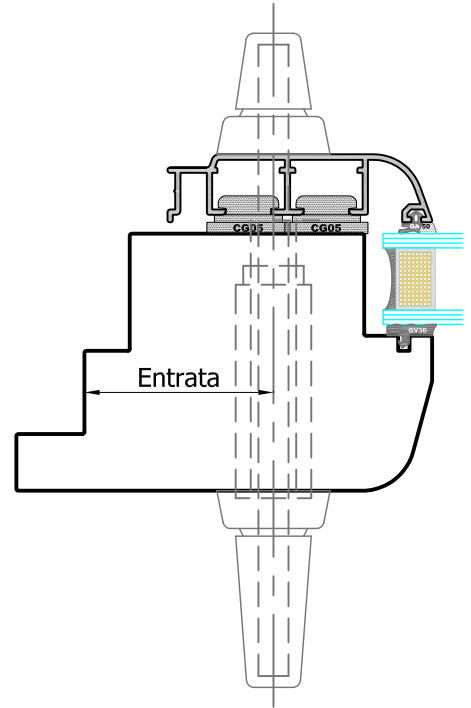
Dati o timbro cliente

Ragione sociale:

Tel. :

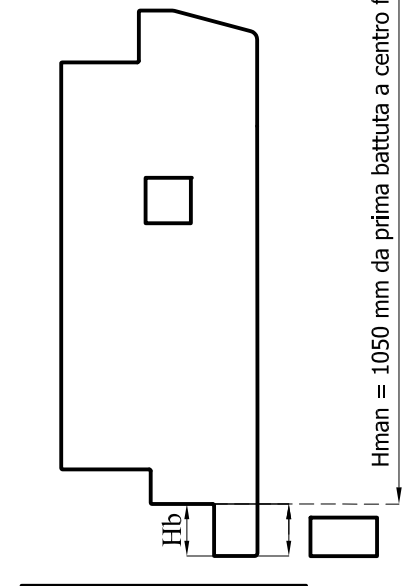
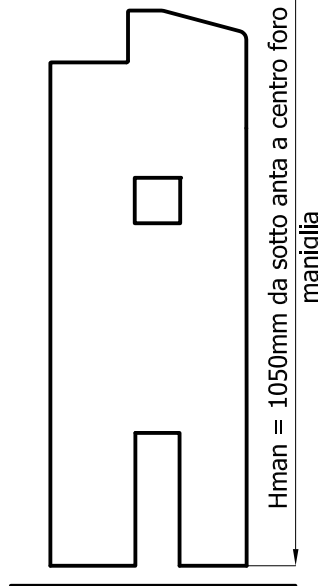
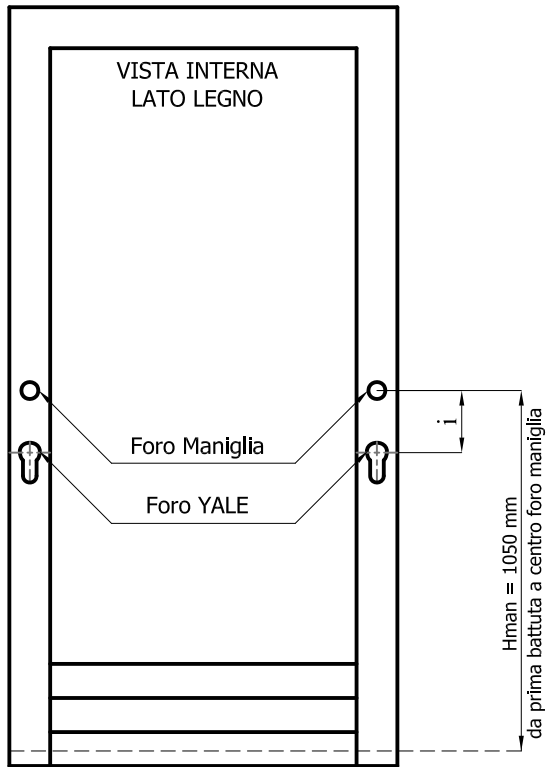
Fax:

Indirizzo:



YALE SX

YALE DX



Rif. Posizione	Foro Yale	Foro maniglia	Hb	Entrata	i	Note
	<input type="checkbox"/> SI	<input type="checkbox"/> SI				
	<input type="checkbox"/> SI	<input type="checkbox"/> SI				
	<input type="checkbox"/> SI	<input type="checkbox"/> SI				
	<input type="checkbox"/> SI	<input type="checkbox"/> SI				
	<input type="checkbox"/> SI	<input type="checkbox"/> SI				

